

# Arpeggios 2 notes per string

IV/vii

FMaj7

Graphic TAB

A six-line guitar staff with a blue shaded area between the second and fourth lines. Black dots represent notes: F (open), C (2nd fret), E (4th fret), A (5th fret), C (7th fret), and F (9th fret). Vertical grey bars are placed on the second, fourth, and sixth lines, each containing two dots representing the notes for that string.

On one string (linear)

A single horizontal line with tick marks. Open circles are placed at the 2nd, 7th, and 12th positions, representing the notes C, F, and C respectively.

Digital TAB

A six-line guitar staff with a blue shaded area between the second and fourth lines. Numbers 1, 5, 3, 7, 3, 7, 5, 9, 6, 10, 8, 12 are placed on the lines to indicate fret numbers for the notes: F (open), C (2nd fret), E (4th fret), A (5th fret), C (7th fret), F (9th fret), C (7th fret), E (4th fret), A (5th fret), C (10th fret), F (8th fret), and C (12th fret).



# Arpeggios 2 notes per string

V/ii

G7/Dm6

Graphic TAB

A diagram of a guitar fretboard with six strings and 12 frets. A blue shaded region with diagonal lines highlights the strings from the 2nd to the 7th fret. Black dots represent notes: 2nd fret on strings 1, 2, 3, 4, 5, and 6; 3rd fret on strings 2, 3, 4, and 5; 4th fret on strings 3, 4, and 5; 5th fret on strings 4 and 5; 6th fret on strings 5 and 6. Vertical grey bars are placed on strings 1, 2, 3, 4, 5, and 6, each spanning two frets. A red box labeled 'Graphic TAB' is positioned on the right side of the diagram.

On one string (linear)

A horizontal line representing a single string with 12 frets. Open circles are placed at the 2nd, 4th, 6th, 8th, 10th, and 12th fret positions. A red box labeled 'On one string (linear)' is positioned above the line.

Digital TAB

3 7 5 8 5 9 7 10 8 12 10 13

Digital TAB

A diagram of a guitar fretboard with six strings and 12 frets. A blue shaded region with diagonal lines highlights the strings from the 2nd to the 7th fret. Fret numbers are written on the strings: 3 on string 1, 7 on string 2, 5 on string 3, 8 on string 4, 5 on string 5, 9 on string 6, 7 on string 1, 10 on string 2, 8 on string 3, 12 on string 4, 10 on string 5, and 13 on string 6. A red box labeled 'Digital TAB' is positioned on the right side of the diagram.



# Arpeggios 2 notes per string

vi/i

Am7

Graphic TAB

A six-string guitar fretboard diagram showing an Am7 arpeggio. The notes are placed on strings 1 through 6 at frets 1, 2, 3, 4, 5, and 7 respectively. Vertical grey bars are placed on strings 1, 2, 3, 4, 5, and 6 to indicate the fretting hand's position. A blue shaded area highlights the fretboard region from fret 1 to 7.

On one string (linear)

A linear fretboard diagram showing the notes of the Am7 arpeggio on a single string. The notes are represented by open circles at frets 1, 2, 3, 4, 5, and 7.

Digital TAB

A six-string guitar fretboard diagram showing the notes of the Am7 arpeggio as numbers on strings 1 through 6. The notes are placed on strings 1 through 6 at frets 1, 2, 3, 4, 5, and 7 respectively. A blue shaded area highlights the fretboard region from fret 1 to 7.



# Arpeggios 2 notes per string

vii/ii

Bm7<sup>b</sup>5

Graphic TAB

A six-line guitar staff with a blue shaded area between the second and fourth lines. Black dots indicate fret positions: 7 on the 6th string, 10 on the 5th, 8 on the 4th, 12 on the 3rd, 9 on the 2nd, and 12 on the 1st. Vertical grey bars are placed on the 6th, 5th, 4th, 3rd, and 1st strings, indicating the strings used for the arpeggio.

On one string (linear)

Digital TAB

A single-line staff with fret numbers: 7, 10, 8, 12, 9, 12, 10, 14, 12, 15, 13, 17.



# Arpeggios 2 notes per string

I/bIII

CMaj7

Graphic TAB

On one string (linear)

Digital TAB

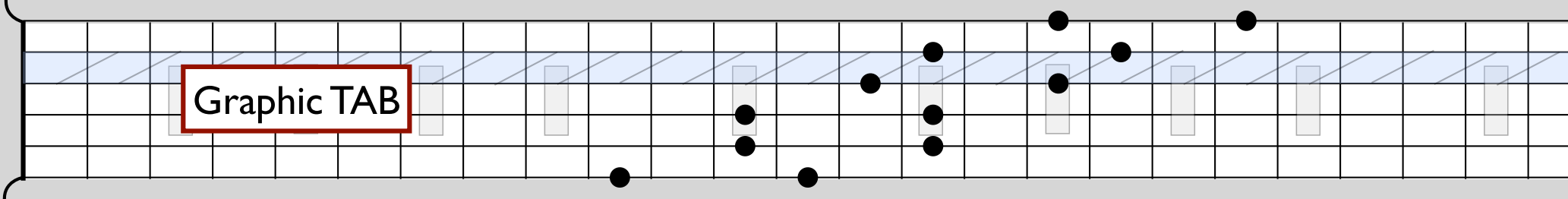


# Arpeggios 2 notes per string

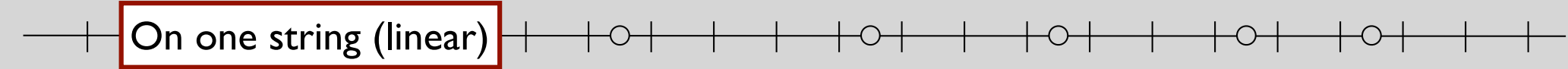
ii/iv

Dm7

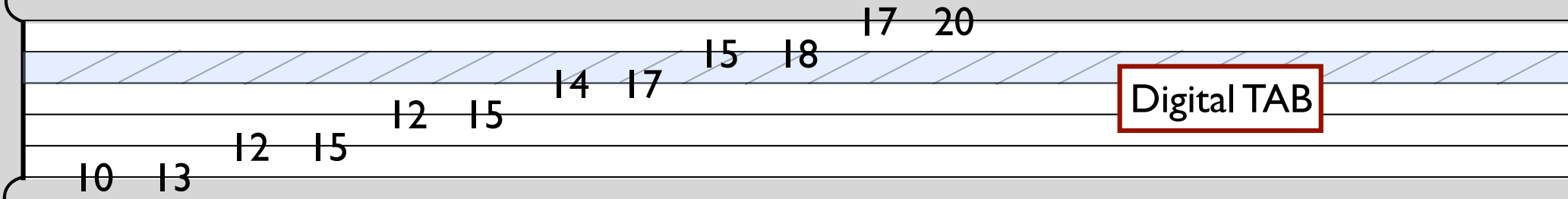
Graphic TAB



On one string (linear)



Digital TAB

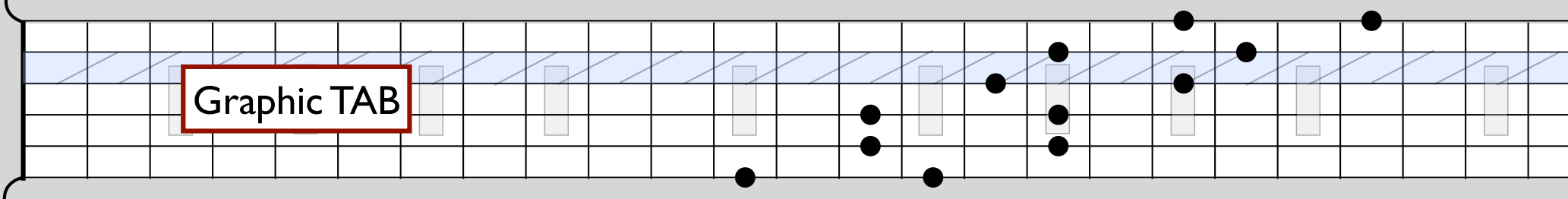


# Arpeggios 2 notes per string

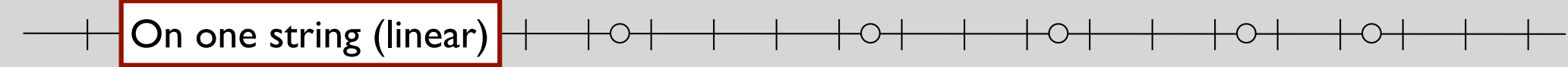
iii/v

Em7

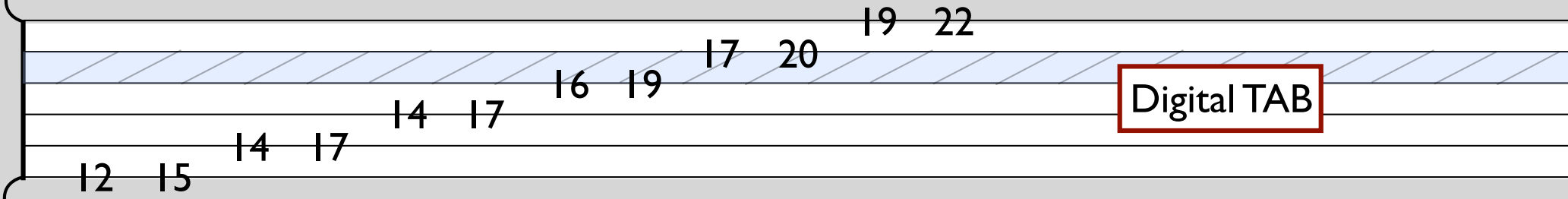
Graphic TAB



On one string (linear)



Digital TAB



# Arpeggios 2 notes per string

IV/bVI

FMaj7

Graphic TAB

On one string (linear)

Digital TAB

The image displays three different ways to represent an FMaj7 arpeggio with two notes per string. The top diagram, 'Graphic TAB', shows a six-string guitar with a blue shaded area and black dots representing notes. The middle diagram, 'On one string (linear)', shows a single string with open circles for notes. The bottom diagram, 'Digital TAB', shows fret numbers for each string: 13, 17, 15, 19, 15, 19, 17, 21, 18, 22, 20, 24.

