

Arpeggios 2 notes per string

IV/vii

FMaj7

A diagram of a guitar fretboard with a blue shaded area representing the arpeggio. Black dots indicate notes on the strings. Vertical grey bars are placed on the strings to represent the arpeggio's structure. The notes are: E2 (open), G2 (1st fret), B2 (2nd fret), D3 (3rd fret), F3 (4th fret), A3 (5th fret), C4 (5th fret), E4 (7th fret), G4 (7th fret), B4 (9th fret), D5 (10th fret), F5 (12th fret), A5 (12th fret), C6 (14th fret), E6 (14th fret).

Graphic TAB

On one string (linear)

A single horizontal line with vertical tick marks. Open circles are placed at fret positions 5, 7, 9, 10, 12, and 14, representing the notes of the arpeggio on a single string.

A diagram of a guitar fretboard with fret numbers written on the strings. The notes are: E2 (open), G2 (1st fret), B2 (2nd fret), D3 (3rd fret), F3 (4th fret), A3 (5th fret), C4 (5th fret), E4 (7th fret), G4 (7th fret), B4 (9th fret), D5 (10th fret), F5 (12th fret), A5 (12th fret), C6 (14th fret), E6 (14th fret).

Digital TAB



Arpeggios 2 notes per string

V/ii

G7/Dm6

Graphic TAB

A diagram of a guitar fretboard with six strings and 12 frets. A blue shaded region highlights frets 3 through 13. Black dots represent notes: fret 3 (E2), fret 5 (G2), fret 7 (Bb2), fret 9 (D3), fret 10 (F3), fret 12 (Ab3), and fret 13 (Cb3). Vertical grey bars group notes by string: fret 3 (E2) on the 6th string; frets 5 and 7 (G2, Bb2) on the 5th string; frets 9 and 10 (D3, F3) on the 4th string; frets 12 and 13 (Ab3, Cb3) on the 3rd string.

On one string (linear)

A single horizontal line representing a string with fret markers. Open circles are placed at frets 3, 5, 7, 9, 10, 12, and 13.

Digital TAB

A diagram of a guitar fretboard with six strings and 12 frets. A blue shaded region highlights frets 3 through 13. Fret numbers are written below the strings: fret 3 (E2) on the 6th string; frets 5 and 7 (G2, Bb2) on the 5th string; frets 9 and 10 (D3, F3) on the 4th string; frets 12 and 13 (Ab3, Cb3) on the 3rd string.



Arpeggios 2 notes per string

vi/i

Am7

Graphic TAB

A six-string guitar fretboard diagram showing an Am7 arpeggio. The notes are: 5th string, 10th fret; 4th string, 7th fret; 3rd string, 7th fret; 2nd string, 9th fret; 1st string, 12th fret. The diagram uses a grid with a shaded blue area for the strings and a red box labeled 'Graphic TAB'.

On one string (linear)

A linear fretboard diagram showing the notes of the Am7 arpeggio on a single string. The notes are represented by open circles at frets 5, 8, 7, 10, 9, 12, 10, 13, 12, and 15.

Digital TAB

Digital TAB

A six-string guitar fretboard diagram showing the notes of the Am7 arpeggio as numbers on the strings. The notes are: 5th string, 10th fret; 4th string, 7th fret; 3rd string, 7th fret; 2nd string, 9th fret; 1st string, 12th fret. The diagram uses a grid with a shaded blue area for the strings and a red box labeled 'Digital TAB'.



Arpeggios 2 notes per string

vii/ii

Bm7^b5

Graphic TAB

A diagram of a guitar fretboard with six strings and 24 frets. A blue shaded area highlights the fretboard. Black dots represent notes. Vertical grey bars are placed on the strings to indicate arpeggio patterns. The notes are: E2 (open), G2 (open), B1 (open), D3 (7th fret), F#3 (9th fret), A3 (12th fret), C4 (14th fret), E4 (17th fret), G4 (19th fret), B4 (22nd fret), D5 (24th fret).

On one string (linear)

Digital TAB

A diagram of a single guitar string with fret numbers for each note. The notes and their fret numbers are: E2 (open), G2 (open), B1 (open), D3 (7th fret), F#3 (9th fret), A3 (12th fret), C4 (14th fret), E4 (17th fret), G4 (19th fret), B4 (22nd fret), D5 (24th fret).



Arpeggios 2 notes per string

I/bIII

CMaj7

Graphic TAB

On one string (linear)

Digital TAB

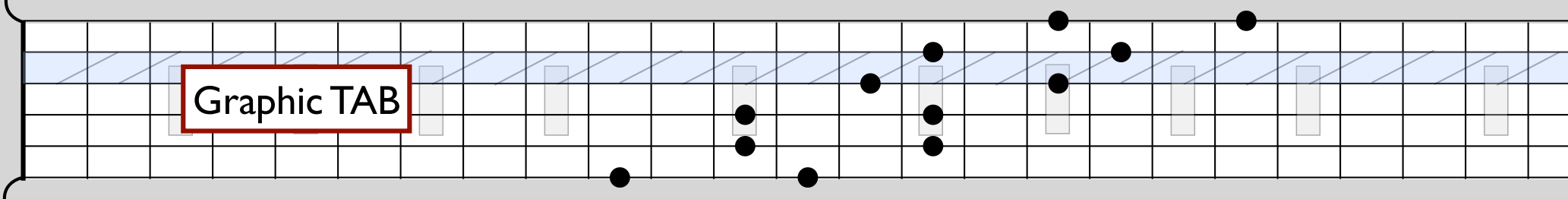


Arpeggios 2 notes per string

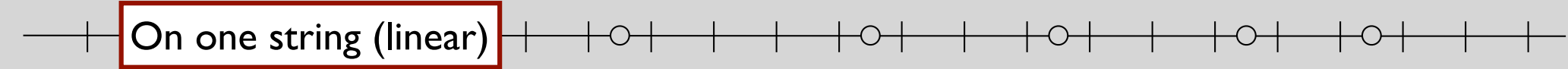
ii/iv

Dm7

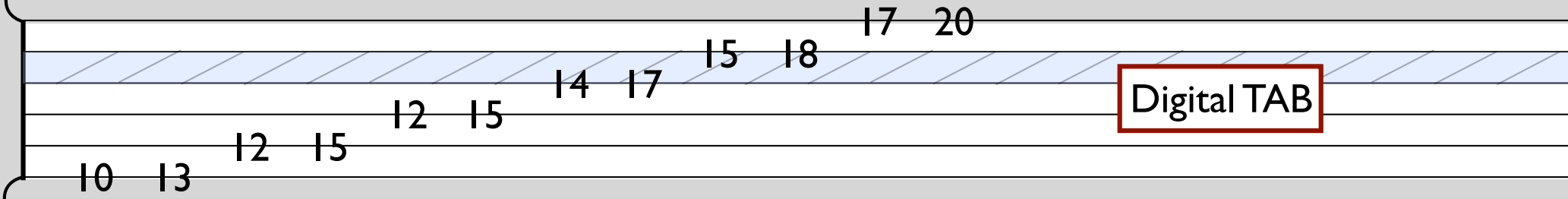
Graphic TAB



On one string (linear)



Digital TAB



Arpeggios 2 notes per string

iii/v

Em7

Graphic TAB

On one string (linear)

Digital TAB

The image displays three different methods for representing an Em7 arpeggio (iii/v) on a guitar fretboard. The top system, 'Graphic TAB', shows a fretboard with notes and shaded regions for each string. The middle system, 'On one string (linear)', shows a single line with circles representing notes. The bottom system, 'Digital TAB', shows fret numbers for each string: 12, 15, 14, 17, 14, 17, 16, 19, 17, 20, 19, 22.



Arpeggios 2 notes per string

IV/bVI

FMaj7

Graphic TAB

On one string (linear)

Digital TAB

